



KODAK VISION3 500T

Color Negative Film 5219/7219



Better performance

In shadow and highlight— designed for your workflow

Sharp, rich and evocative – push what’s possible on film with KODAK VISION3 500T Color Negative Film 5219/7219.

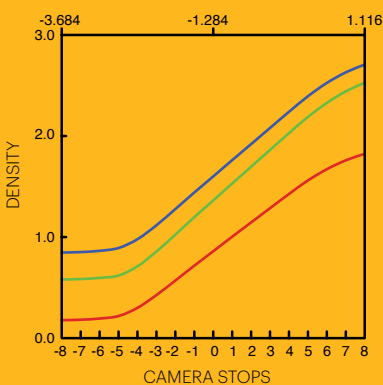
Setting a new precedent in image quality, KODAK VISION3 500T takes the look and image structure that people love in motion picture film, but reduces the amount of grain in shadows.

Thanks to our advanced, proprietary Dye Layering Technology (DLT), you can stretch the boundaries of exposure further than ever and still achieve outstanding results.

If you’re scanning low-light scenes, VISION3 500T Film gives superior signal-to-noise ratios. And its extended highlight latitude offers great flexibility, letting you pull more detail out of highlights too.

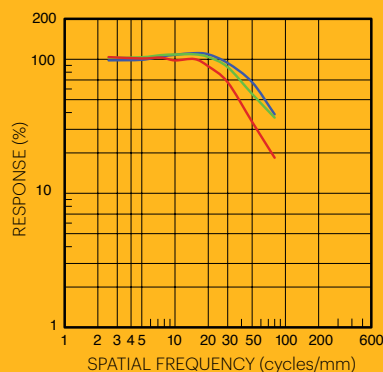
VISION3 offers enviable control at every step of the filmmaking process, in both digital and traditional workflows. So whether you’re behind the camera or in the post production suite, it hands you the power to ensure your footage delivers. The unique beauty of film, crystal clear.

KODAK VISION3 500T Color Negative Film. Your vision is always evolving. Ours is, too.



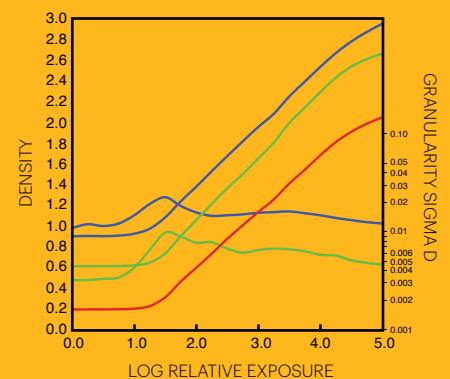
Sensitometric Curves

"0" on the x-axis represents normal exposure of an 18-percent gray card in the red, green, and blue layers of this film. A white card is 2½ stops higher than normal exposure, and there are at least 3½ stops above that for capturing specular highlight detail. A 3-percent black card is 2½ stops below normal exposure. There are at least 2½ stops of latitude below that for capturing shadow detail.



Modulation Transfer Curves

This graph shows a measure of the visual sharpness of this film. The x-axis, "Spatial Frequency," refers to the number of sine waves per millimeter that can be resolved. The y-axis, "Response," corresponds to film sharpness. The longer and flatter the line, the more sine waves per millimeter that can be resolved with a high degree of sharpness — and the sharper the film.



Diffuse RMS Granularity Curves

To find the rms granularity value for a given density, find the density on the left vertical scale and follow horizontally to the sensitometric curve and then go vertically (up or down) to the granularity curve. At that point, follow horizontally to the Granularity Sigma D scale on the right. Read the number and multiply by 1000 for the rms value.

Base

Acetate safety base.

Darkroom Recommendations

Do not use a safelight. Handle unprocessed film in total darkness.

Processing

ECN-2

Storage

Store unexposed film at 13°C (55°F) or lower. For storage of unexposed film longer than 6 months, store at -18°C (0°F). Process film promptly.

Exposure Index

Tungsten (3200K)—500; Daylight—320 (with KODAK WRATTEN Gelatin Filter No. 85).

Laboratory Aim Density

Time negative originals relative to Laboratory Aim Density (LAD) Control Film supplied by Eastman Kodak Company. More information about LAD and Digital LAD is available online at kodak.com/go/LAD.

Color Balance

This film is balanced for exposure with tungsten illumination (3200K). You can also expose it with tungsten that has slightly higher or

lower color temperatures ($\pm 150K$) without correction filters, since final color balancing can be done in postproduction. For other light sources, use the correction filters in the table to the right.

Reciprocity

No filter corrections or exposure adjustments for exposure times from 1/1000 of a second to 1 second. In the 10-second range, increase exposure 1 stop and use a KODAK WRATTEN 2 Color Compensating Filter CC10R.

Identification

After processing, the Kodak internal product code symbol (EJ), product code numbers 5219 (35 mm) or 7219 (16 mm), emulsion and roll number identification, and KODAK KEYCODE Numbers are visible along the length of the film.

Grain

The perception of graininess of any film depends on scene content, complexity, color, and density. In KODAK VISION3 500T Color Negative Film 5219/7219, the measured granularity is exceptionally low.

Sharpness

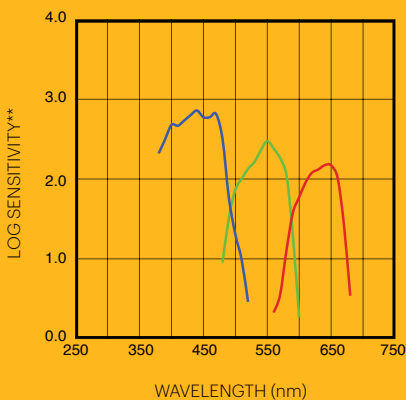
The perceived sharpness of any film depends on various components of

the motion picture production system. Camera and projector lenses, film printers, and other factors play a role, but the specific sharpness of a film can be measured and charted in the Modulation Transfer Curve.

Light Source	KODAK Filters on Camera*	Exposure Index
Tungsten (3000 K)	None	500
Tungsten (3200 K)	None	500
KINO FLO KF29	None	500
KINO FLO KF32	None	500
Daylight (5500 K)	WRATTEN2 Optical No. 85	320
Metal Halide	WRATTEN2 Optical No. 85	320
H.M.I.	WRATTEN2 Optical No. 85	320
KINO FLO KF55	WRATTEN2 Optical No. 85	320
Fluorescent, Warm White †	WRATTEN2 CC30R + CC05M	320
Fluorescent, Cool White †	WRATTEN2 CC40R	320

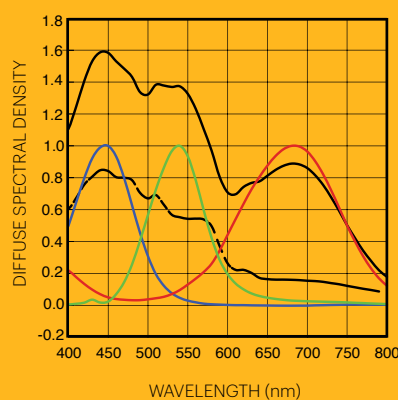
* These are approximate corrections only.

† These are starting-point recommendations for trial exposures. If the kind of lamp is unknown, a KODAK WRATTEN2 Color Compensating Filter CC20M + CC10B can be used with an exposure index (EI) of 160.



Spectral Sensitivity Curves

These curves depict the sensitivity of this film to the spectrum of light. They are useful for determining, modifying, and optimizing exposure for blue-and green-screen special-effects work.



Spectral Dye Density Curves

These curves depict the spectral absorption of the dyes formed when the film is processed. They are useful for adjusting or optimizing any device that scans or prints the film.

NOTE: Cyan, Magenta, and Yellow Dye Curves are peak-normalized.

Spectral Sensitivity Curve Key

- Sensitivity of the yellow dye forming layer
- Sensitivity of the magenta dye forming layer
- Sensitivity of the cyan dye forming layer

Spectral Dye Density Curve Key

- Midscale Neutral
- Cyan Dye
- Magenta Dye
- Yellow Dye

NOTE: Sensitometric and Diffuse RMS Granularity curves are produced on different equipment. A slight variation in curve shape may be noticed.



KODAK VISION3 500T COLOR NEGATIVE FILM 5219/7219

Standard Products Available

Cat No.	Format and Specification No.	Length in Meters (Feet)	Core	Description	Perforations/Pitch Metric (Imperial)	MOQ	FTO**
7510613	65 mm SP332	122 (400)	P	Emulsion In	KS-4740 (KS-1866)	16	Yes
7510589	65 mm SP332	152 (500)	P	Emulsion In	KS-4740 (KS-1866)	16	Yes
7510605	65 mm SP332	305 (1000)	P	Emulsion In	KS-4740 (KS-1866)	1	
7510548	35 mm SP718	61 (200)	U	Emulsion In	BH-4740 (BH-1866)	30	Yes
7510449	35 mm SP718	122 (400)	U	Emulsion In	BH-4740 (BH-1866)	1	
7510431	35 mm SP718	305 (1000)	U	Emulsion In	BH-4740 (BH-1866)	1	
7510506	16 mm SP455	30 (100)	R-90 100-ft. spool	Emulsion In Winding B	1R-7605 (1R-2994)	1	
7510498	16 mm SP457	122 (400)	T	Emulsion In Winding B	1R-7605 (1R-2994)	1	
7510480	16 mm SP451	122 (400)	T	Emulsion In	2R-7605 (2R-2994)	20	Yes
7510472	S8 mm SP464	15 (50)	Super 8 Cartridge	Emulsion In Winding B	1R-4234 (1R-1667)	1	

* Availability may vary by location. Contact your local Kodak representative for additional information.

** This product is available as Finish-to-Order (FTO) in various other standard roll lengths and formats. Sold only in specific minimum order quantities or multiples of the minimum order quantities; non-returnable; US and Canada delivery time of 3 weeks from receipt of purchase order. Other restrictions may apply.



For More Information: [KODAK.COM/GO/MOTION](https://www.kodak.com/go/motion)

Sales Offices: [KODAK.COM/GO/FILMSALES](https://www.kodak.com/go/filmsales)

Lab Directory: [KODAK.COM/GO/FINDLAB](https://www.kodak.com/go/findlab)

Eastman Kodak Company

343 State Street Rochester, NY 14650 USA

Notice: While the data presented are typical of production coatings, they do not represent standards that must be met by Kodak. Varying storage, exposure, and processing conditions will affect results. The company reserves the right to change and improve product characteristics at any time.

©Kodak, 2025. KODAK, KEYCODE, VISION, WRATTEN and the KODAK Logo are trademarks of Kodak. Subject to technical change without notice. K-1168.25.09.23.EN.02